

International Journal of Innovative Research in Science, Engineering and Technology

(A High Impact Factor, Monthly, Peer Reviewed Journal)

Visit: www.ijirset.com

Vol. 7, Issue 12, December 2018

Analysis on Solutions for Over-fitting and Under-fitting in Machine Learning Algorithms

Swathi P

Lecturer, Dept. of Computer Science Engineering, Sreechaitanya Degree College, Sathvahana University,
Telangana, India

ABSTRACT: Machine learning is a significant task for learning artificial neural networks, and we find the learning one of the primary issues of learning the Artificial Neural Network (ANN) is over-fitting and under-fitting to anomaly focuses. This paper performed different techniques in dodging over-fitting and under-fitting; that is, penalty and early halting strategies. A relative report has been introduced for the previously mentioned techniques to assess their exhibition inside the scope of explicit boundaries, for example, speed of preparing, over-fitting and under-fitting evasion, trouble, limit, the season of preparing, and their exactness. Other than these boundaries, we have included the correlation between over-fitting and under-fitting. We found the early halting technique better than the penalty strategy, as it can abstain from overfitting and under-fitting concerning approval time.

KEYWORDS: over-fitting, under-fitting, early stopping, penalty method, Machine learning

I. INTRODUCTION

One of the common issues of ANN's utilization is the over-fitting to anomaly focuses. Over-fitting is a crucial issue in the managed machine learning assignments. The distinguished when a learning calculation fits the preparation data set so well that commotion and the preparation data's eccentricities are remembered. As indicated by the consequence of learning calculations, execution drops when tried in an obscure data set. The measure of data utilized for learning measure is critical in this unique situation. Little data sets are more inclined to over-fitting than enormous data sets, and regardless of the multifaceted nature of some learning issues, massive data sets can even be influenced by over-fitting. Overfitting of the preparation data prompts the disintegration of the model's speculation properties and results in its conniving presentation when applied to novel estimations [1]. Hence, forth the motivation behind the strategies to keep away from over-fitting is somehow opposing the objective of streamlining calculations, which targets finding the ideal arrangement in boundary space as indicated by predefined target work and accessible data. Moreover, extraordinary advancement calculations may perform better for more accessible ANN architectures.

II. OVER-FITTING AND UNDER-FITTING IN SUPERVISED LEARNING

The over-fitting

Is the one of most concerning issues in training neural networks is the over-fitting of training information. That implies that the neural network at the specific time during the training time frame does not improve its capacity to tackle issues any longer. However, it begins to get familiar with some arbitrary routineness contained in the arrangement of training patterns[2]. This is identical to the experimental perception that blunder on the test set has a base where the network's speculation capacity is the best before this mistake begins to increment again. Over-fitting happens when an astatically model depicts irregular blunder or nose rather than the underlying relationship. See Figure 1.

International Journal of Innovative Research in Science, Engineering and Technology

(A High Impact Factor, Monthly, Peer Reviewed Journal)

Visit: www.ijirset.com

Vol. 7, Issue 12, December 2018

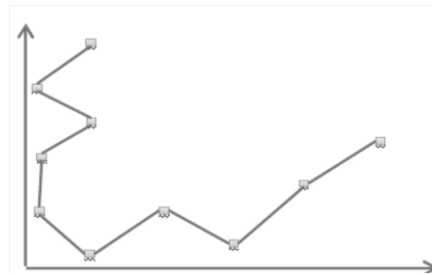


Fig 1:Over-fitting

Under-fitting

It is the opposite of Over-fitting. This happens when the model is unequipped to catch the fluctuation of the information. For instance, guess one is training a linear ($y = ax + b$ not polynomial and a and b are constant). The resultant classifier will have no predictive force, nor will it appropriately plan the training data[3]. This is the consequence of understanding or endeavoring to utilize a too easy model even to consider describing a given arrangement of information, see figure 2.

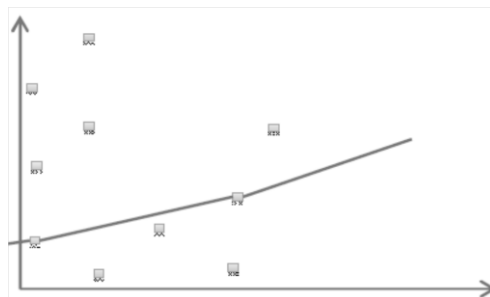


Fig 2:Under-fitting

A few strategies to avoid the problem of over-fitting and under-fitting in supervised machine learning:

Methods:

1. Penalty methods

Penalty technique is an effective strategy to avoid over-fitting in supervised training data; the idea of penalty it very well may be understood as following.

Let E_{train} be our training set error, and E_{test} be our test error.

Our genuine objective is to discover the h that minimizes E_{test} . The problem is that we cannot straightforwardly assess E_{test} . We can quantify E_{train} ; however, it is optimistic.

$$E_{test} = E_{train} + \text{Penalty} \quad (1)$$

Where we directly penalize model complexity. We can also represent the error function as

$$E_{test} = E_{train} + \lambda \quad (2)$$

λ is crucial and controls the Bias-Variance Trade-off.

Hypothetically, the ANN as a profoundly non-linear model can be utilized for fitting of any non-linear function [4]. Techniques utilizing a penalty term are described by including a cost term $C\lambda(W)$ to the mistake work where h

International Journal of Innovative Research in Science, Engineering and Technology

(A High Impact Factor, Monthly, Peer Reviewed Journal)

Visit: www.ijirset.com

Vol. 7, Issue 12, December 2018

means a learning rate and w the vector of all weights w_i . Training the network by back spread changes the loads as indicated by the blunder's negative slope, and like this, the subsidiaries are the focal point[5]. Typically these subsidiaries drive is loads of the network to zero weight rot terms) Moreover, in this manner, decrease the number of free boundaries, they propose the cost function. The advantage of penalty-term methods is that training and pruning are done in equal. Picking the learning rate A , nonetheless, might be precarious. We can attempt to avoid over-fitting by amplifying the log probability in addition to a penalty work.

2. Early Stopping

It is one method utilized to avoid over-fitting and under-fitting and to utilize early halting methodology, aside from the informational training index, the testing set, and the approval set that is needed to characterize halting standards of the methodSo; in this manner, the information separated to three sections.

1. Part for training
2. Part for validation
3. Part for testing

It is hard to choose when it is ideal to quit training by taking a gander at the learning bend for training without anyone else. It is conceivable to over-fitting the training data if the training session is not halted at the privileged point[6].The onset of over-fitting can be identified through cross approval in which the access data are separated into training, approval, and testing subsets. The training subset is utilized for processing the angle and refreshing the network loads[7]. The error on the validation set is checked during the training session.The validation error will ordinarily decrease during the initial training (see Fig.3), as does the blunder on the training set.

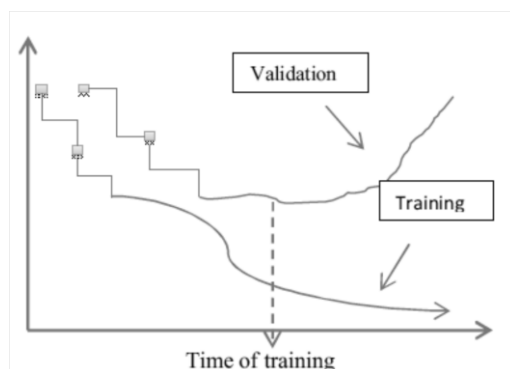


Fig 3:The time for early stopping to avoid the over-fitting training

In any case, when the network starts to over-fitting the data, the mistake on the approval set will regularly start to rise [8]. When the approval mistake increments for a predetermined number of emphases, the training is halted, and the loads at the base of the approval blunder are returned. If we have loads of data and a significant model, it is pricey to continue retraining it with various weight measures[9].

Disadvantages of Early Stopping

- It is very ad hoc.
- It depends on the optimization method's details –e.g., results could be different with a different η .
- In particular, we might want to use a different η for $w(1)$ s than for $w(2)$ –sort of like using different λ s for a penalty method.

International Journal of Innovative Research in Science, Engineering and Technology

(A High Impact Factor, Monthly, Peer Reviewed Journal)

Visit: www.ijirset.com

Vol. 7, Issue 12, December 2018

III. COMPARATIVE STUDY BETWEEN OVER-FITTING VS UNDER-FITTING

While examining the quality of a model concerning many data, two regularly utilized terms are over-fitting and under-fitting. An over-fitted model is a model that has an overabundance of boundaries. The additional multifaceted nature may and regularly enables the model to perform well on many training data, yet it restrains future points' expectation [10]. On over-fitting represents this. While it is evident from the image that we see data created by a linear capacity and commotion, the overfitted model increases improved exactness on the training set. Under-fitting is the opposite of overfitting. This happens when the model is unequipped for catching the inconstancy of the data. For instance, guess one is training a LINEAR ($y=ax+b$ not polynomial and a and b are constants) classifier on a data set that is a parabola [11]. The resultant classifier will have no prescient force, nor will it have the option to plan the training data appropriately.

IV. CONCLUSION

In this paper, we performed a similar report on different machine learning methods to avoid over-fitting and under-fitting, and we have discovered the early stopping method is the best as contrasted and penalty method that can avoid over-fitting and under-fitting with taking consideration to the approval time just as the penalty method is delicate to variance and bias. In contrast, the early stopping method is less sensitive to variance and bias.

REFERENCES

- [1] K. He, X. Zhang, S. Ren, and J. Sun, "Deep Residual Learning for Image Recognition," in IEEE Conf. Comput. Vis. Pattern Recognit. IEEE, 2016, pp. 770–778. [Online]. Available: <https://doi.org/10.1109/CVPR.2016.90>
- [2] Ankit Narendrakumar Soni (2018). Image Segmentation Using Simultaneous Localization and Mapping Algorithm. International Journal of Scientific Research and Engineering Development, 1(2), 279-282.
- [3] Vishal Dineshkumar Soni. (2018). ROLE OF AI IN INDUSTRY IN EMERGENCY SERVICES. International Engineering Journal For Research & Development, 3(2), 6. <https://doi.org/10.17605/OSF.IO/C67BM>
- [4] Ketulkumar Govindbhai Chaudhari. (2018). Analysis on Transport Layer Protocols and Its Developments. International Journal of Innovative Research in Computer and Communication Engineering, 6(9), 7707-7712. DOI: 10.15680/IJIRCCCE.2018.0609046.
- [5] Ankit Narendrakumar Soni (2018). Data Center Monitoring using an Improved Faster Regional Convolutional Neural Network. International Journal of Advanced Research in Electrical, Electronics and Instrumentation Engineering, 7(4), 1849-1853. doi:10.15662/IJAREEIE.2018.0704058.
- [6] Karunakar Pothuganti, Aredo Haile, Swathi Pothuganti,(2016)" A Comparative Study of Real Time Operating Systems for Embedded Systems" International Journal of Innovative Research in Computer and Communication Engineering, Vol. 4, Issue 6, June 2016.
- [7] Ketulkumar Govindbhai Chaudhari. (2018). Comparitive Analysis of CNN Models To Diagnose Breast Cancer. International Journal of Innovative Research in Science, Engineering and Technology, 7(10), 8180-8187. DOI:10.15680/IJIRSET.2018.0710074.
- [8] Vishal Dineshkumar Soni (2018). Prediction of Stock Market Values using Artificial Intelligence. International Journal of Advanced Research in Electrical Electronics and Instrumentation Engineering, 7(4), 1844-1848. doi:10.15662/IJAREEIE.2018.0704057.
- [9] Ankit Narendrakumar Soni (2018). Application and Analysis of Transfer Learning-Survey. International Journal of Scientific Research and Engineering Development, 1(2), 272-278.
- [10] Vishal Dineshkumar Soni .(2018). Internet of Things based Energy Efficient Home Automation System. International Journal of Innovative Research in Science Engineering and Technology, 7(3), 2924-2929. doi:10.15680/IJIRSET.2018.0703148.
- [11] Ketulkumar Govindbhai Chaudhari. (2018). E-voting System using Proof of Voting (PoV) Consensus Algorithm using Block Chain Technology. International Journal of Advanced Research in Electrical, Electronics and Instrumentation Engineering, 7(11), 4051-4055. DOI:10.15662/IJAREEIE.2018.0711019